






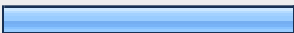

# ZWAT 2010 Members Survey

1. Is your workplace covered under Ontario Waste Regulation 102 / 94? Select all that apply		
	Response Percent	Response Count
Retail shopping establishments or complexes of at least 10,000 sq. metres	0.0%	0
Office buildings / groups of buildings of at least 10,000 sq. metres <input type="checkbox"/>	4.3%	1
Restaurants eat in / take out with gross sales of at least \$3,000,000	0.0%	0
Hotels / motels having more than 75 units	0.0%	0
Hospitals assigned to class A, B or F <input type="checkbox"/>	4.3%	1
Educational institutions with more than 350 students <input type="checkbox"/>	13.0%	3
Manufacturing establishments with more than 16,000 hours worked <input type="checkbox"/>	17.4%	4
<b>My workplace is not covered</b> <input type="checkbox"/>	<b>60.9%</b>	<b>14</b>
<i>answered question</i>		<b>23</b>
<i>skipped question</i>		<b>2</b>


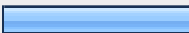
**2. Is your workplace waste management program in place as a result of the following? Select all that apply.**

	Response Percent	Response Count
Legislative requirements 	36.0%	9
Municipal by-laws 	24.0%	6
Accreditation requirements 	8.0%	2
Company policies and procedures 	52.0%	13
<b>Individual initiatives</b> 	<b>76.0%</b>	<b>19</b>
Other (please specify)		0
<b>answered question</b>		<b>25</b>
<b>skipped question</b>		<b>0</b>

**3. Has your company conducted a waste audit? Select one**

	Response Percent	Response Count
Yes 	44.0%	11
No 	56.0%	14
<b>answered question</b>		<b>25</b>
<b>skipped question</b>		<b>0</b>

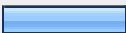

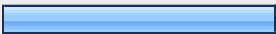





**4. Does your company have a waste reduction plan? Select one**

	Response Percent	Response Count
Yes 	72.0%	18
No 	28.0%	7
<b>answered question</b>		<b>25</b>
<b>skipped question</b>		<b>0</b>



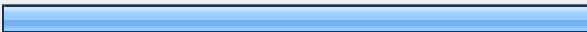


**5. Are the following materials (a) generated in your workplace (b) diverted through reuse or recycling? Select all that apply**

	<b>Generated</b>	<b>Diverted</b>	<b>Response Count</b>
corrugated cardboard	73.9% (17)	<b>100.0% (23)</b>	23
fine paper	81.0% (17)	<b>100.0% (21)</b>	21
newspapers	66.7% (12)	<b>100.0% (18)</b>	18
tetra packs	84.2% (16)	<b>94.7% (18)</b>	19
milk cartons	84.2% (16)	<b>94.7% (18)</b>	19
metals	75.0% (15)	<b>95.0% (19)</b>	20
plastics	81.8% (18)	<b>90.9% (20)</b>	22
fluorescent lights	76.2% (16)	<b>95.2% (20)</b>	21
batteries	81.0% (17)	<b>95.2% (20)</b>	21
electronic waste	81.0% (17)	<b>100.0% (21)</b>	21
paints	<b>92.3% (12)</b>	<b>92.3% (12)</b>	13
oils	<b>92.3% (12)</b>	<b>92.3% (12)</b>	13
pesticides	<b>100.0% (4)</b>	75.0% (3)	4
organics	<b>92.9% (13)</b>	42.9% (6)	14
		<b><i>answered question</i></b>	<b>24</b>
		<b><i>skipped question</i></b>	<b>1</b>

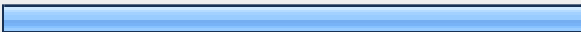

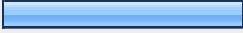






**6. Do you have any of the following diversion programs at your workplace? Select all that apply**

	Response Percent	Response Count
composting 	18.2%	4
vermiculture 	22.7%	5
materials efficiencies (less packaging etc) 	40.9%	9
<b>energy conservation</b> 	<b>95.5%</b>	<b>21</b>
energy recovery 	22.7%	5
water conservation 	72.7%	16
water recovery 	13.6%	3
air pollution abatement 	13.6%	3
Other (please specify)		1
<b>answered question</b>		<b>22</b>
<b>skipped question</b>		<b>3</b>

**7. Would you like assistance from ZWAT with the following? Select all that apply**

	Response Percent	Response Count
diversion programs 	44.4%	4
waste regulations 	33.3%	3
<b>waste audits</b> 	<b>88.9%</b>	<b>8</b>
waste reduction plans 	77.8%	7
workplace 3Rs programs 	55.6%	5
Other (please specify)		2
<b>answered question</b>		<b>9</b>
<b>skipped question</b>		<b>16</b>

8. How important are the following activities?						
	1 (Not Important)	2	3	4	5 (Very Important)	Response Count
tours	8.3% (2)	12.5% (3)	16.7% (4)	<b>41.7% (10)</b>	20.8% (5)	24
website	8.3% (2)	8.3% (2)	20.8% (5)	<b>45.8% (11)</b>	16.7% (4)	24
guides	4.2% (1)	4.2% (1)	12.5% (3)	<b>45.8% (11)</b>	33.3% (8)	24
workshops	0.0% (0)	0.0% (0)	8.3% (2)	<b>66.7% (16)</b>	25.0% (6)	24
workplace presentations	8.3% (2)	8.3% (2)	29.2% (7)	<b>33.3% (8)</b>	20.8% (5)	24
displays at community events	8.7% (2)	0.0% (0)	<b>39.1% (9)</b>	34.8% (8)	17.4% (4)	23
sponsorships (Green Events, Trees Thunder Bay, Arbor Week etc)	0.0% (0)	16.7% (4)	25.0% (6)	<b>37.5% (9)</b>	20.8% (5)	24
municipal green awards	8.3% (2)	12.5% (3)	8.3% (2)	<b>45.8% (11)</b>	25.0% (6)	24
zero hero awards	4.2% (1)	16.7% (4)	25.0% (6)	<b>33.3% (8)</b>	20.8% (5)	24
information fairs	4.2% (1)	8.3% (2)	25.0% (6)	<b>41.7% (10)</b>	20.8% (5)	24
participation in spring up to clean up	8.3% (2)	16.7% (4)	20.8% (5)	<b>41.7% (10)</b>	12.5% (3)	24
creating infrastructure for diverting materials from landfill (fluorescent bulb, e-waste, shrink wrap etc)	0.0% (0)	4.2% (1)	4.2% (1)	25.0% (6)	<b>66.7% (16)</b>	24
					<b>answered question</b>	<b>24</b>
					<b>skipped question</b>	<b>1</b>

9. What actions will you commit to in support of ZWAT. Select all that apply				
			Response Percent	Response Count
purchase a membership		88.0%	22	
<b>attend at least one meeting every year</b>		<b>92.0%</b>	<b>23</b>	
commit to conducting a waste audit		36.0%	9	
commit to completing a waste reduction plan		48.0%	12	
host a meeting		24.0%	6	
present information at a meeting		52.0%	13	
mentor / share information with other members		60.0%	15	
serve on ZWAT committees		28.0%	7	
serve on the ZWAT executive		12.0%	3	
Other (please specify)			1	
<b>answered question</b>			<b>25</b>	
<b>skipped question</b>			<b>0</b>	

10. What activities could ZWAT be offering that it is not?		Response Count
		8
<b>answered question</b>		<b>8</b>
<b>skipped question</b>		<b>17</b>